



[Home](#)
[About](#)
[Site Map](#)

[Contact Us](#)
[Copyright](#)
[Privacy Policy](#)
[Become a Microsoft MVP](#)

[Register Firefox Portable With Default Programs in Windows 7/Vista](#)

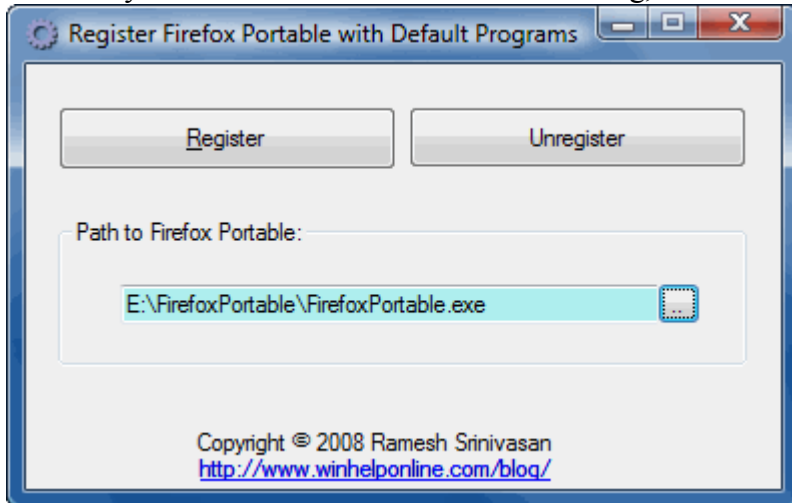
© **Ramesh Srinivasan** | [General](#) | 26th August 2008



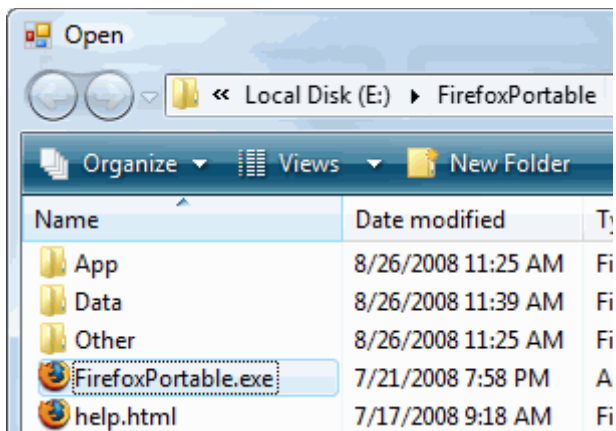
Mozilla Firefox®, Portable Edition is the popular Mozilla Firefox web browser bundled with a PortableApps.com Launcher as a portable app, so you can take your bookmarks, extensions and saved passwords with you. We saw how to set [Firefox Portable as the default](#) Web browser in Windows XP. Here is a tool which can register Mozilla Firefox Portable Edition with the **Default Programs** tool in Windows 7/Vista.

Register Firefox Portable with Default Programs

1. Download [registerfp.zip](#) and save to Desktop.
2. Unzip the archive and extract the contents to a folder.
3. Double-click the file **RegisterFirefoxPortable.exe** to run it
4. When you see the User Account Control dialog, click **Allow**



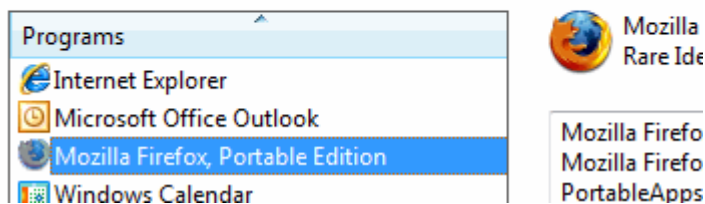
5. Click the Browse button and locate the Firefox Portable executable



6. Click **Register**

Set your default programs

To set a program as the default for all file types and protocols it ca as default.



Editor's note: If the drive letter for your removable device (which contains Firefox Portable) changes, you'll need to re-register the program using this utility.

Related Posts

[How to Set Firefox Portable as the Default Browser in Windows XP](#)

[Default Programs List Is Completely Empty](#)


[Restore Missing "Mozilla Firefox" Entry to Set Program Access and Defaults in Windows XP](#)

[Open in RegEdit Add-on for Mozilla Firefox](#)

[Internet Explorer Extension to Open Current Web Page Using a Different Browser](#)

If you enjoyed this post, make sure you [subscribe to our RSS feed!](#) We feature Tips, Troubleshooting information, Scripts and Utilities for Microsoft Windows Operating Systems!



**Prefer an E-mail subscription?**

Enter your email address:

Delivered by [FeedBurner](#)

9 Comments

darren

said this on Wednesday, August 25th 2010 8:31 pm

very useful. thank you

Kermonk

said this on Wednesday, August 25th 2010 1:30 am

Very useful.

Now if only we could have a program which could do that for all portable programs :)

[Ramesh Srinivasan](#)

said this on Saturday, July 24th 2010 11:45 am

@Johny why: Thanks! This is fixed in v1.1

Johny why

said this on Tuesday, July 20th 2010 5:18 am

Someone on the portable apps site suggested the following. If this is the case, can you update your registerfp?
THANKS!

Did you perhaps make a batch file that uses %1 as the input parameter?

If so, try changing the %1 to "%1" which will force Windows to NOT break the input string at the space (which is how it sees it as two parameters).

| Link: <http://portableapps.com/node/24299#comment-154531>

Johny why

said this on Tuesday, July 20th 2010 5:12 am

hello

After using this method, everything works great, except—

when i double-click a local html file, the filename incorrectly gets incorrectly changed to the old dos 8-character naming, and spaces are treated as separate files.

for example, if i double-click a local file called:

C:\Users\john\Documents\Clients\Jeffrey\Footprints\Walking Tour\avatar\googleMapsAPItest.html

firefox portable opens the following two tabs:

file:///C:/Users/john/DOCUME~1/Clients/Jeffrey/Footprints/Walking

<http://www.tour.com/avatar/googleMapsAPItest.html>

how can i fix this?

note, firefox portable is set as the default program for local html files.

John

said this on Monday, July 19th 2010 10:55 am

It works great for me on Windows 7 Pro. Thanks for building this.

Peter

said this on Thursday, April 22nd 2010 9:46 pm

worsk even for Opera@USB although the description still reads “Firefox portable” :-)

Dave

said this on Saturday, February 13th 2010 10:36 am

Windows 7 X64.

Like others here, I use many portable apps, Firefox among them.

This hack works for just about every program except Window Live Mail. Any link clicked in WLM brings up Firefox.exe ignoring all the personalisation which I assume is loaded when FirefoxPortable.exe is run.

Its a pain in the rear!

If anyone has any solution I would be grateful

Cheers

Dave

xpander

said this on Thursday, August 20th 2009 5:13 pm

not work on windows 7

Leave a Reply

Your Name *:
Email (private)*:
Website:

Submit Comment



5106 readers
BY FEEDBURNER

Tags

[aero](#) [avg](#) [context menu](#) [Default Programs](#) [Error Messages](#) [firefox](#) [google chrome](#) [Guest Post](#) [Help and Support](#)

[Internet Explorer](#) [irfanview](#) [mse](#) [news](#) [Office](#) [outlook](#) [outlook express](#) [registry](#) [runas](#) [scripts](#) [search](#) [Services](#)

[sidebar](#) [start menu](#) [symantec](#) [system restore](#) [Tips](#) [Utilities](#) [virtual pc](#) [Vista](#) [Vista Service Pack 1](#) [Windows 7](#)

[windows live mail](#) [windows live photo gallery](#) [Windows Mail](#) [windows photo gallery](#) [Windows XP](#) [windws 7](#) [Word](#) [wordpress](#) [XP](#)

Recent Posts

[What Causes “Unsaved Theme” To Show Up in Themes Listing in Windows 7 and Windows Vista?](#)

[Wevtutil Error “the Specified Channel Could Not Be Found” When Clearing an Event Log File](#)

[How to Reset the Folder View Settings in Windows 7 and Windows Vista](#)

[How to Use Sidebar 32-Bit Mode in Windows 7 and Windows Vista 64-Bit Editions to Run Silverlight Gadgets](#)

[Internet Explorer History Entries and Windows Search Integration](#)

[Hidden Registry Settings for the “Send to” Menu in Windows 7](#)

[Microsoft Security Essentials Version 2 Released With Additional Features](#)

[Windows 7 Default Services Configuration Startup Type and Log on Account](#)

[How to Determine the Program or Process That Owns an Error Message Window?](#)

[Fix Quick Launch Error “Cannot Create Toolbar” In Windows Vista](#)

[Contact us](#) | [Disclaimer & Terms of Use](#) | [Sitemap](#) | [RSS](#)

[Copyright](#) © 2009 **Ramesh Srinivasan**. All rights reserved.

This website is registered with **The UK Copyright service**.